


GEMINI - IV M

Double Head Cutting Machine \varnothing 450 mm - with Digital Display

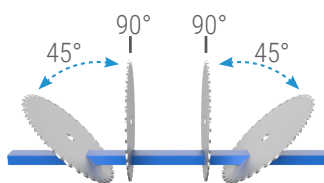


Double head cutting machine with 450 mm saw blades **GEMINI - IV M** is ideal for cutting aluminum and PVC profiles in various angles and thickness.

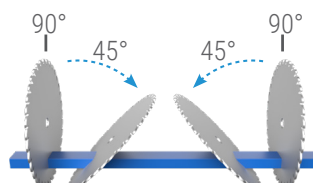
GEMINI - IV M provides rapid angle positioning of heads hydro-pneumatically at the angles 45° and 90° and manual positioning at the intermediate angles.

Double head **GEMINI - IV M** enables simultaneous cutting of profile lengths from 400 mm to 4040 mm and eliminates barriers for cutting of 4040 mm and longer profiles.

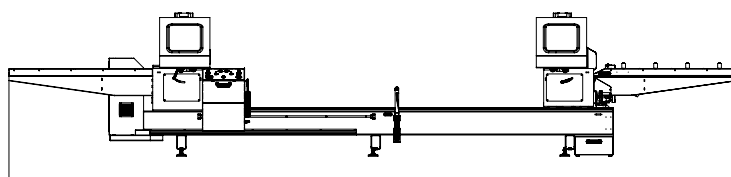
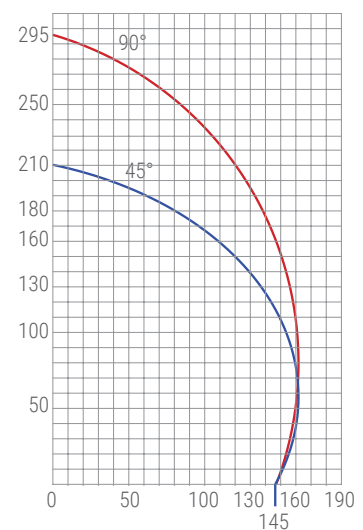
Safety is a topmost priority for **GEMINI - IV M** together with the horizontal clamps along with profile support units which improve the cutting quality.



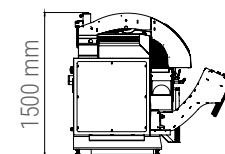
External Tilt Model



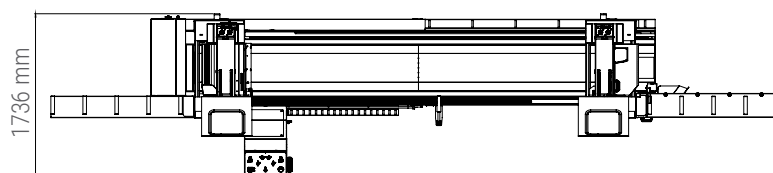
Internal Tilt Model



7600 mm



1500 mm



1736 mm

GEMINI - IV M

Double Head Cutting Machine Ø 450 mm - with Digital Display

AXIS TRAVEL

Hydro-pneumatic controlled rotation axis of head	•
Rapid angle positioning of heads hydro-pneumatically	45° and 90°
Hydro-pneumatic cutting feed adjustment	•
Minimum cutting length with double head (90°/45°)	400 / 494 mm
Maximum cutting length with double head (90°/45°)	4040 / 4040 mm
Maximum internal rotation angle (internal tilt / external tilt)	45° / 90°
Maximum external rotation angle (internal tilt / external tilt)	90° / -45°

POSITIONING SPEED

X axis positioning speed	40 m/min
--------------------------	----------

AIR

Pressure	6 - 8 Bar
Consumption	110 L/min

ELECTRICAL

Maximum power	4,9 kW
Voltage	400 V
Frequency	50-60 Hz

OPERATIONAL AREA

Cemented carbide saw blade	2
Saw blade diameter	450 mm
Saw blade motor power	2.2kW - 3HP
Optional length in X-axis	○
Cutting zone protection covers	•
Horizontal pneumatic clamps	•
Vertical pneumatic clamps	•
Manual intermediate profile support	•
Intermediate profile support (pcs)	1
Additional intermediate profile support	○
Roller conveyor on moving head	•
Fixed head conveyor	○
Cooling lubrication system	•
Saw blade travel speed adjustment	•
Compatibility with powder suction system	•
Digital display for angular positioning of the head	○
Oz Machine Softcut (Cutting optimisation program)	○

• Standard ○ Optional