

GEMINI - V SA

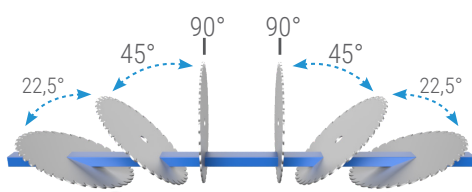
Double Head Cutting Machine \varnothing 550 mm - Semi-automatic with 1 Axis Servo Control



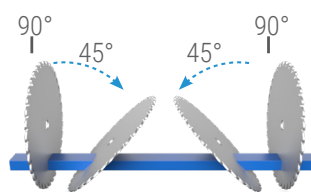
GEMINI - V SA, double head cutting machine with 550 mm saw blade with semi-automatic 1 axis servo control, is an ideal option for cutting aluminium and PVC profiles in different angles and thicknesses.

GEMINI - V SA performs quick hydro-pneumatic angle positioning in 2 inclination models of -22.5° , -45° , 90° and 90° , 45° angles, while the heads that perform manual positioning in all other intermediate angles provide a perfect cutting process. While providing the cutting processes of profiles with a minimum length of 400 mm and a maximum of 5050 mm simultaneously with two heads, it also eliminates the limits in cutting of profiles.

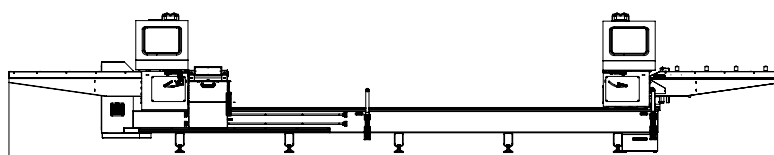
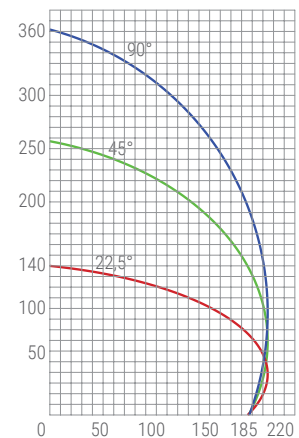
While increasing the cutting quality with its automatic horizontal and vertical clamps and profile support unit, **GEMINI - V SA** also prioritises safety.



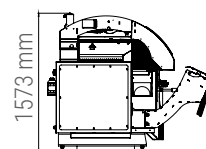
External Tilt Model



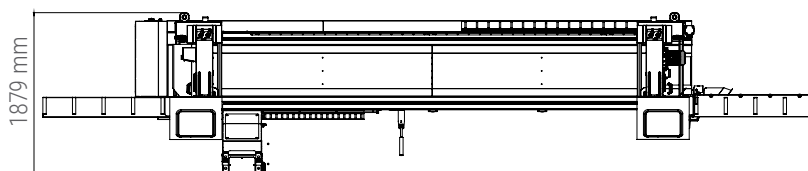
Internal Tilt Model



8735 mm



1573 mm



1879 mm

GEMINI - V SA

Double Head Cutting Machine Ø 550 mm - Semi-automatic with 1 Axis Servo Control

AXIS TRAVEL

Hydro-pneumatic controlled rotation axis of head	•
Rapid angle positioning of heads hydro-pneumatically	22.5°, 45° and 90°
Hydro-pneumatic cutting feed adjustment	•
Minimum cutting length with double head (90°/45°)	400 / 530 mm
Maximum cutting length with double head (90°/45°)	5050 / 5050 mm
Maximum internal rotation angle (internal tilt / external tilt)	45° / 90°
Maximum external rotation angle (internal tilt / external tilt)	90° / -22.5°

POSITIONING SPEED

X axis positioning speed	40 m/min
--------------------------	----------

AIR

Pressure	6 - 8 Bar
Consumption	100 L/min

ELECTRICAL

Maximum power	7.4 kW
Voltage	400 V
Frequency	50-60 Hz

OPERATIONAL AREA

Cemented carbide saw blade	2
Saw blade diameter	550 mm
Saw blade motor power	3kW - 4HP
Profile height measurement (outer slope model)	•
Optional length in X-axis	○
Cutting zone protection covers	•
Horizontal pneumatic clamps	•
Vertical pneumatic clamps	•
Manual intermediate profile support	•
Intermediate profile support (pcs)	2
Additional intermediate profile support	○
Roller conveyor on moving head	•
Fixed head conveyor	○
Cooling lubrication system	•
Saw blade travel speed adjustment	○
Saw blade travel speed adjustment	•
Slicing mode at 90°	•
Barcode printer	•
Data transfer via remote network connection, Ethernet and USB	•
Control panel	Windows based Industrial PC, touch screen
Compatibility with powder suction system	•
Digital display for angular positioning of the head	○
Oz Machine Softcut (Cutting optimisation program)	○

• Standard ○ Optional