

# GEMINI - VI

Double Head Cutting Machine Ø 600 mm - Automation with 3 Axis Servo Control

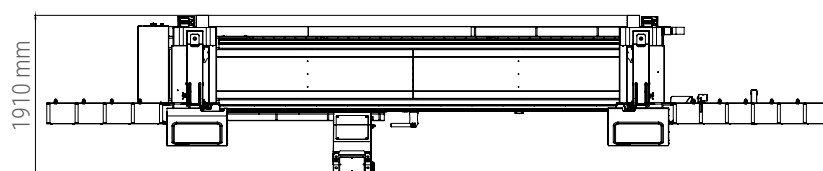
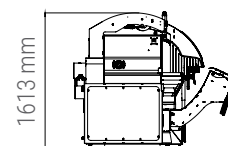
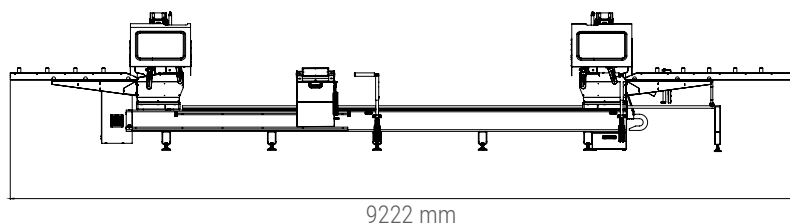
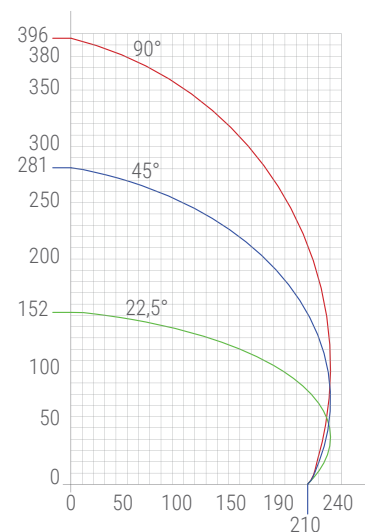
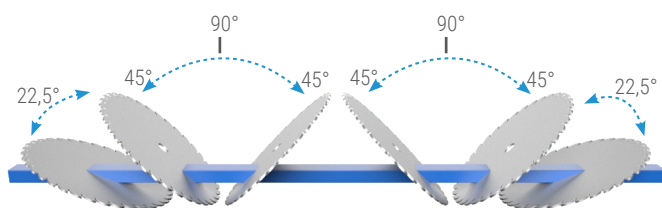


3 axis servo controlled double head cutting Machine with 550 mm saw blades **GEMINI – VI** is ideal for cutting aluminum and PVC profiles in various angles and thickness.

**GEMINI – VI** has been designed to cut wider profiles and provides rapid and automatic positioning of heads with servo control at any angles between  $-22.5^\circ$  and  $45^\circ$

Double head **GEMINI – VI** enables simultaneous cutting of profile lengths from 410 mm to 5050 mm and eliminates barriers for cutting of 5050 mm and longer profiles.

Safety is a topmost priority for **GEMINI – VI** together with the horizontal and vertical clamps along with profile support units which improve the cutting quality.



# GEMINI - VI

Double Head Cutting Machine Ø 600 mm - Automation with 3 Axis Servo Control

## AXIS TRAVEL

Servo controlled rotation axis of head	•
Rapid positioning of heads with servo control at any angles between	-22.5° and 45°
Hydro-pneumatic cutting feed adjustment	•
Minimum cutting length with double head (90°/45°)	410 / 615 mm
Maximum cutting length with double head (90°/45°)	5050 / 5050 mm
Maximum internal rotation angle	45°
Maximum external rotation angle	-22.5°

## POSITIONING SPEED

X axis positioning speed	40 m/min
--------------------------	----------

## AIR

Air Pressure	6 - 8 Bar
Air Consumption	95 L/min

## ELECTRICAL

Max. Power	9,1 kW
Voltage	400 V
Frequency	50-60 Hz

## OPERATIONAL AREA

Cemented carbide saw blade	2
Saw blade diameter	600 mm
Saw blade motor power	3kW - 4HP
Profile height measurement	•
Optional length in X-axis	○
Cutting zone protection covers	•
Horizontal pneumatic clamps	•
Vertical pneumatic clamps	•
Manual intermediate profile support	•
Intermediate profile support (pcs)	2
Additional intermediate profile support	○
Roller conveyor on moving head	•
Fixed head conveyor	•
Cooling lubrication system	•
Digital adjustment saw blade travel distance	•
Saw blade travel speed adjustment	•
Angular slicing	•
Barcode writer	•
Data transfer via remote network connection, Ethernet and USB	•
Control panel	Windows based Industrial PC, touch screen
Compatibility with powder suction system	•
Automatic chip extraction unit	○
Oz Machine Softcut (Cutting optimisation program)	○

• Standard    ○ Optional