

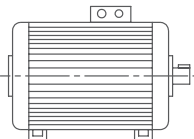

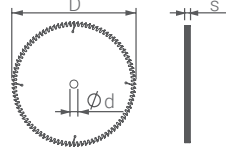
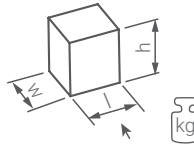


Features

- Used for cutting operations of metal profiles and solid metal materials
- Robust spring system and protective barrier
- Dual-speed motor allows selection of saw cutting speed according to material properties
- Prevents the saw from overheating and removes chips from the cutting surface using coolant
- Possibility of cutting right and left at all intermediate degrees between -45 and + 45
- Working cycle with circulation pump for coolant

Standard Equipments

- 275 mm saw
- Cooling system

		<ul style="list-style-type: none"> ● 80 mm ■ 70 mm ■ 110x60 mm 	<ul style="list-style-type: none"> ● 70 mm ■ 60 mm ■ 70x50 mm 					
kW	I	kW	Cutting Capacity	Cutting Capacity	$\varnothing D$	$\varnothing d$	s	I x w x h (mm)
1,8	(380 V)	0,9	90°	45°	275 mm	30-32 mm	2,0 mm	900 x 750 x 1400 220 kg